



Oil Content Analyzer OCMA-500

Standard Accessory

Filter element	For water filter, diameter 40 mm, including 5 elements
Dropper	Made of polyethylene, 2.5 mL
Code set	Power supply cable (for domestic use)
B heavy oil	10 mL
Instruction manual	OCMA-500
Water absorptive sheet	Liquid tray from extraction tank

Optional parts

Oil extracted solvent	S-316
Measuring Syringe set (Standard type)	Micro Syringe 25 μ L Measuring Syringe (For Sample) 20 mL Measuring Syringe (For Solvent) 10 mL
Measuring Syringe set (High repeatability type*)	Micro Syringe 25 μ L Measuring Syringe (For Sample) 20 mL Measuring Syringe (For Solvent) 20 mL
Packing	For water filter For extraction tank

*Measuring is easy because with stopper.



Oil Content Analyzer OCMA-550

Standard Accessory

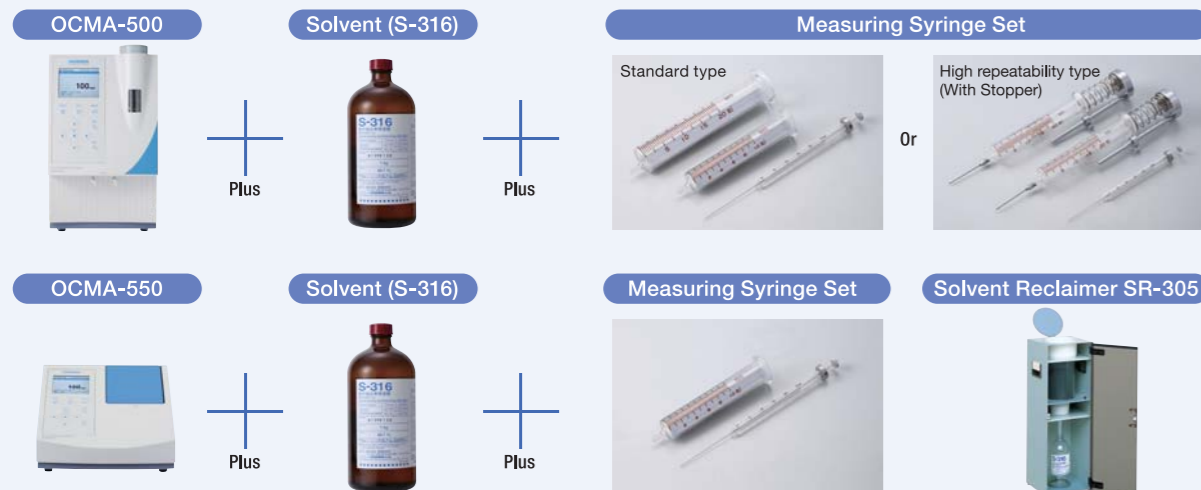
Dropper	Made of polyethylene, 2.5 mL
Code set	Power supply cable (for domestic use)
B heavy oil	10 mL
Instruction manual	OCMA-550
Cell	Quartz (20 mm): 1 piece
Cell cap	Cap for cell: 1 cap

Optional parts

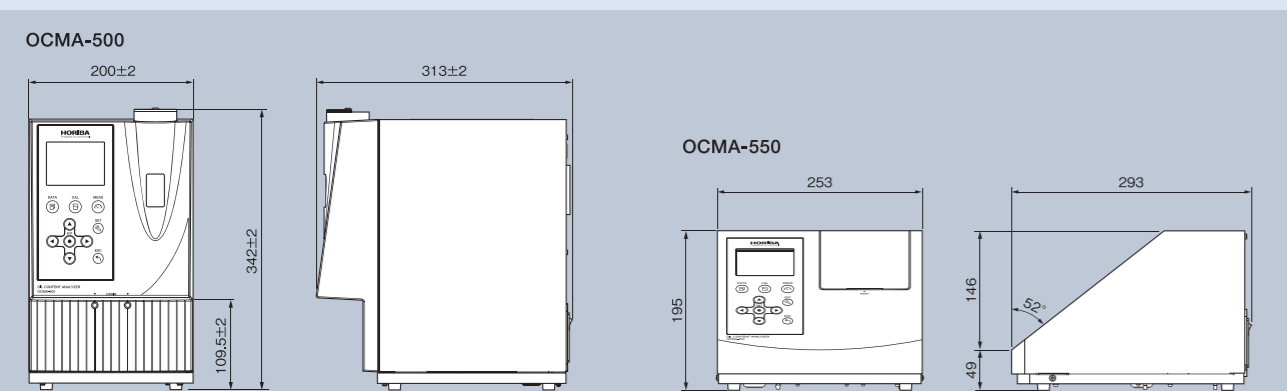
Oil extracted solvent	S-316
Measuring Syringe set	Micro Syringe 25 μ L Measuring Syringe (For cell injection) 10 mL

For the first purchase customer

In order to measure oil content with OCMA-500 series, you need the following products. If you don't have these products, please purchase from optional parts list.



Dimensional Outline (Unit: mm)



Specifications

	OCMA-500	OCMA-550
Measurement method	Solvent extraction – non-dispersive infrared absorption analysis method	
Measured objects	Substances extracted from sample water into solvent and having infrared absorption near a wavelength from 3.4 μ m to 3.5 μ m	
Measurement range	0 mg/L to 200 mg/L	
Resolution	For mg/L 0 to 99.9: 0.1, 100 to 200: 1	
Repeatability	0 mg/L to 9.9 mg/L: ± 0.2 mg/L ± 1 dig. 10.0 mg/L to 99.9 mg/L: ± 2.0 mg/L ± 1 dig. 100 mg/L to 200 mg/L: ± 4 mg/L ± 1 dig. *For standard liquids	0 mg/L to 9.9 mg/L: ± 0.4 mg/L ± 1 dig. 10.0 mg/L to 99.9 mg/L: ± 2.0 mg/L ± 1 dig. 100 mg/L to 200 mg/L: ± 4 mg/L ± 1 dig. *For standard liquids
Display method	3.5 inches 320x240 dots Backlight color graphic LCD	
Calibration method	Select each optionally zero calibration and span calibration.	
Amount of test sample required	2:1 (Sample water : Solvent)	—
Extraction solvent	S-316 *Do not use any other solvent other than S-316.	
Amount of extraction solvent required	8 mL (possible to measure even at 10mL)	Approx. 6.5 mL (Amount of extraction solvent required)
Extraction method	Built-in extractor	Using the extraction solvent, and extracted manually outside the product
Ambient operating temperature	0°C to 40°C (no condensation)	
Power supply	AC 100 V to 240 V $\pm 10\%$, 50/60 Hz	
Power consumption	AC 100 V: Approx. 60 VA, AC 240 V: Approx. 90 VA	AC 100 V - 240 V: Approx. 60 VA
External dimensions	342 (H) X 200 (W) X 313 (D) mm	195 (H) X 253 (W) X 293 (D) mm
Mass	Approx. 7 kg	Approx. 5 kg
External output	Output to a USB memory stick	
Measurement flow	Automatic measurement (automatic switching sequence) and manual measurement after injection of liquid	—
Cell length	—	20 mm
Cell material	—	Quartz
Functions	300-item data memory (measurement history) Self-error determination Stabilized measurement value display Clock function With backlight for stirred batch tank Unit conversion function	300-item data memory (measurement history) Self-error determination Stabilized measurement value display Clock function Unit conversion function



⚠ Please read the operation manual before using this product to assure safe and proper handling of the product.

- The contents of this catalog are subject to change without prior notice, and without any subsequent liability to this company.
- The color of the actual products may differ from the color pictured in this catalog due to printing limitations.
- It is strictly forbidden to copy the content of this catalog in part or in full.
- All brand names, product names and service names in this catalog are trademarks or registered trademarks of their respective companies.

<http://www.horiba.com> e-mail: info@horiba.co.jp

<p>● HORIBA, Ltd. Head Office 2 Miyahigashi, Kisshoin Minami-ku, Kyoto, Japan Phone: 81 (75) 313-8121 Fax: 81 (75) 321-3725</p>	<p>● Tokyo Sales Office Kanda-Awaji-cho Nichome Building 2-6, Awaji-cho, Kanda, Chiyoda-ku, Tokyo, Japan Phone: 81 (3) 6206-4721 Fax: 81 (3) 6206-4730</p>	<p>● HORIBA (China) Trading Co., Ltd. Shanghai Office Unit D, 1F, Building A, Synnex International Park, 1068 West Tianshan Road, Shanghai, 200335 China Phone: 86 (21) 6289-6060 Fax: 86 (21) 6289-5553</p>	<p>● HORIBA Korea Ltd. 10, Dogok-Ro, 6-Gil, Gangnam-Gu, Seoul, 135-860, Korea Phone: 82 (2) 753-7911 Fax: 82 (2) 756-4972</p>	<p>● HORIBA Instruments (Singapore) Pte Ltd. Head Office 10, Ubi Crescent #05-12 Lobby B Ubi Techpark Singapore 408564 Phone: 65 (6) 745-8300 Fax: 65 (6) 745-8155</p>	<p>● HORIBA Instruments (Singapore) Pte Ltd. Hanoi Office Unit 10, 4 Floor, CMC tower, Duy Tan Street, Dich Vong Hau Ward, Cau Giay district, Hanoi, Vietnam Phone: 84 (4) 3795-8552 Fax: 84 (4) 3795-8553</p>
<p>● PT HORIBA Indonesia Jl. Jalur Sutera Blok 20a, No. 16-17, Kel. Kunciran, Kecamatan Pinang, Tangerang - 15144 Phone: 62 (21) 3044-8525 Fax: 62 (21) 3044-8521</p>	<p>● HORIBA India Private Limited Delhi Office Kaplanstrasse 5 A-3430 Tulln, Austria Phone: 43 (2272) 65225 Fax: 43 (2272) 65230</p>	<p>● Bangalore Office Kamadhenu, No. 17/1 - 32, Bannerghatta Road, Audugodi, 560030, Bangalore, India Phone: 91 (80) 2221-0071</p>	<p>● HORIBA Instruments Incorporated Irvine Office 246, Kamadhenu, No. 17/1 - 32, Bannerghatta Road, Audugodi, 560030, Bangalore, India Phone: 91 (80) 2221-0071</p>	<p>● HORIBA Instruments (Singapore) Pte Ltd. Alvin, TX Office 5318 W. FM 517 Rd, Alvin, TX 77511, U.S.A. Phone: 1 (949) 250-4811 Fax: 1 (949) 250-0924</p>	<p>● HORIBA Instruments Brasil, Ltda. Avenida das Nações Unidas, 21.735 PT QD 17 - Juruatuba - Sao Paulo - SP - CEP 04795-100 Brazil Phone: 55 (11) 55 45 1500 Fax: 55 (11) 55 45 1570</p>
<p>● HORIBA UK Limited Northampton Office Kyoto Close Moulton Park, Northampton NN3 6FL, UK Phone: 44 (1604) 542-500 Fax: 44 (1604) 542-699</p>	<p>● HORIBA (Austria) GmbH Kaplanstrasse 5 A-3430 Tulln, Austria Phone: 43 (2272) 65225 Fax: 43 (2272) 65230</p>	<p>● HORIBA Europe GmbH Head Office Julius-kronenberg Str.9 D-61440 Oberursel Germany Phone: 49 (6172) 1396-0 Fax: 49 (6172) 1373-85</p>	<p>● Leichlingen Office Julius-kronenberg Str.9 D-61440 Oberursel Germany Phone: 49 (2175) 8978-0 Fax: 49 (2175) 8978-50</p>	<p>● HORIBA France Sarl 12, Av des Tropiques Hightech Sud, F-91955 Les Ulis, France Phone: 33 (1) 69-29-96-23 Fax: 33 (1) 69-29-95-77</p>	<p>● Australian distributor Australian Scientific Pty Ltd 11 McDougall Street Kotara NSW 2289, Australia TEL: 1800 021 083 E-mail: horiba@austrscientific.com.au</p>

Bulletin:HRE-1936A

HORIBA
Process & Environmental



Oil Content Analyzer OCMA-500/550

Automatic operation with one switch

Compact oil content analyzer OCMA-500 series.

Operability is significantly improved while user-friendly features of the conventional products are maintained as they are.

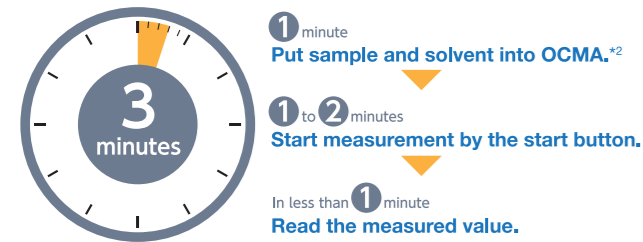
This machine is easy for anyone to use because all you have to do is press a button.

This can be utilized across wide variety of applications such as drain monitoring and quality control for components.

Easy and speedy measurement for approx. 3 minutes*1

Measurement can be easily made in a short time only by pressing the start button. Measurement time can be significantly reduced in comparison with the n-hexane extraction method.

*Excluding time for warming and calibration.



*1 Shortest time. Measurement time depends on quality of sample.

*2 In case of OCMA-500. Put extracted sample into the cell to set in case of OCMA-550.

Any oil with low boiling point can be measured

The n-hexane extraction method needs to evaporate solvent and any oil with a low boiling point (toluene, gasoline, etc.) is evaporated along with solvent. The OCMA-500 series does not need to evaporate solvent, preventing evaporation of these kinds of oil.



■ What is the n-hexane extraction method?
Testing method used to measure oil components. Because oil of a low-boiling component such as gasoline or toluene is volatilized, an error may occur if they are included. It is necessary to take note of them when making evaluations.

Improvement of operability

Color graphic liquid crystal

It is easier to see menu and measurement results because a 3.5 inch color graphic (LCD) is employed.



Unit conversion function

Indication unit (mg/L, mg/kg, mg/g, mg/PC) can be changed according to the purpose by inputting the measurement conditions.

USB data output port

It is easy to control data in a personal computer by saving data in a USB memory. *HORIBA recommended USB is available.



Date	Value	Unit	Value(Raw)	Unit(Raw)	Status	Memo
2014/08/01 10:30	0	mg/L	0	mg/L	2	sample01
2014/08/01 15:10	3.5	mg/L	3.5	mg/L	0	sample02
2014/08/01 15:20	0.8	mg/kg	0.8	mg/kg	0	sample03
2014/08/01 15:30	0.8	mg/g	0.8	mg/g	0	sample04
2014/08/03 15:00	0.9	mg/L	0.9	mg/L	0	sample05
2014/08/03 15:10	5.4	mg/L	5.4	mg/L	0	sample06
2014/08/03 15:20	5.2	mg/L	5.2	mg/L	0	sample07
2014/08/08 15:30	4.9	mg/L	4.9	mg/L	0	sample08
2014/08/09 16:00	2.1	mg/L	2.1	mg/L	0	sample09
2014/08/10 18:00	1.7	mg/L	1.7	mg/L	0	sample10
2014/08/10 18:00	1.8	mg/L	1.8	mg/L	0	sample11
2014/08/10 18:00	1.7	mg/L	1.7	mg/L	0	sample12
2014/08/10 18:00	2.7	mg/L	2.7	mg/L	0	sample13

Output data (reference)

Multi-language function

Japanese, English and Russian languages are available. Each language can be selected from the screen menu.




500

For measurement of Oil in wastewater

Oil Content Analyzer OCMA-500

OCMA-500 to measure concentration of oil contained in drainage and environmental water. After injecting the water sample and solvent, all you have to do is press the start button, and the system will automatically conduct the monitoring operation from oil extraction to sample measurement and draining. With no more troublesome operations like opening/closing the drainage valve, monitoring is speeded up. In addition, the color graphic LCD and the backlit extraction tank have improved operability.



Feature

Backlit extraction tank

The extraction tank is equipped with LEDs. Illuminating the tank makes it easy to check the phase separation between sample and solvent and set the extraction time.



Before extraction After extraction

*The color depends on the sample.

Reduction of environmental impact and running cost

The OCMA-500 cuts solvent consumption by 20% compared with our previous products, reducing environmental impact. It also reduces the running cost.



Measurement mode

Measurement can be switched automatically or manually.

Auto mode Stirring, measurement and draining are automatically conducted after injection of the sample.

Manual mode You can conduct measurement operation at any timing while checking the extraction state.




550

For measurement of Residual oil on components

Oil Content Analyzer OCMA-550

OCMA-550 to measure residual oil on components and concentrations of oil adhered on solids such as soil. Measurement can be easily made only by injecting the extracted water sample into the attached cell and setting it to the equipment. This model features a simple design which allows opening/closing of the door to setting of cell with just one hand. This is best for measurement of extracted samples such as evaluation of residual oil on components and measurement of oil contained in food.



Feature

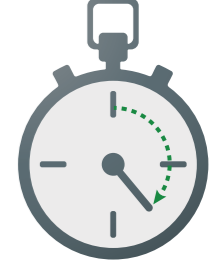
Cell is easily detachable with just one hand

Simple design which allows opening/closing of door and detachment of cell with just one hand. Measurement operation becomes smoother.




Timer function


A timer function to display a measurement value in a certain amount of time is equipped. This saves work and time required for measurement.



Fully used in various applications




Factory drainage
For monitoring final discharge water



Ballast water, bilge
For monitoring discharge from ships




Vehicle maintenance site and gas station
For monitoring water quality in surrounding areas




Others
Water quality survey based on environmental standard. For monitoring final discharge from petroleum refinery plant. For oil dispersion research at time of an accident.




Residual oil on components
For quality control of components



For piping of air conditioners and refrigerators
To prevent reduction of cooling function



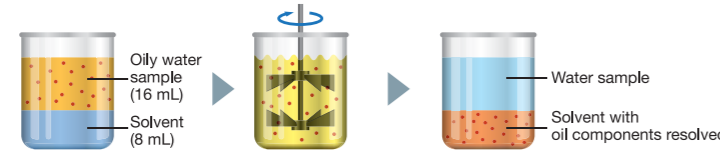
Semiconductor field
For evaluation of degreasing capacity



Others
Useful for soil (environmental pollution), food (health hazard) and gas (quality deterioration)

How to measure by OCMA

The OCMA-500 series extracts the oil components contained in a measurement sample into solvent (S-316) to measure the oil content with an IR analyzer.



*Carry out pre-washing for correct measurement.

Add solvent (S-316)

Agitate it thoroughly

Oil components extracted into solvent

*In case of OCMA-500